

Argus Select Fund: CONSERVATIVE

MAY 29, 2025

Fund Objective

Preservation of capital with significant exposure to fixed income. There will be some exposure to equities to reduce overall portfolio risk and to provide a modest growth of capital.

Investment Philosophy

We focus on obtaining the proper strategic allocation as this is the best way to achieve long term expected returns. Since market conditions change over time, the assumptions used to develop the long term strategic asset allocations are regularly reviewed.

To implement the strategy we have engaged high quality, institutional managers whom we have thoroughly researched.

Investment Process

Our investment process combines passive strategies, which minimize costs and variance from target returns, with active strategies to create the opportunity for superior results. We create portfolios of high-quality managers whose risk/return profile fits with our overall portfolio objectives. In selecting underlying managers, our central tenets are:

- Ensure managers have a clear investment process
- Provide vigilant oversight of investment managers
- Manage risk through diversification
- Minimize overall costs

TRAILING RETURNS

	Fund	Composite Benchmark
1 Month	0.40%	0.45%
YTD	1.78%	2.06%
1 Year	6.08%	5.80%
3 Year*	1.91%	1.90%
5 Year*	1.75%	1.32%

*Annualized.

The Conservative Strategy is part of the Argus Investment Strategies Fund Ltd., a customized product developed for Argus Pensions by Argus Wealth Management.

OPERATIONAL STATEMENTS

Investment Manager	Argus Wealth Management Limited
Share Class ¹	Class V, Accumulation Shares
Strategy Inception	April 1, 2016
Manager Fee ²	0.0%
Dealing Frequency	Weekly
Domicile	Bermuda
Share Price	US\$133.70
Currency	US Dollars
Exit and Entry Fees	None
Fund Administrator	MUFG Fund Services Limited
Investment Consultant	Mariner Institutional

Fund AUM³
US\$79.6mil.

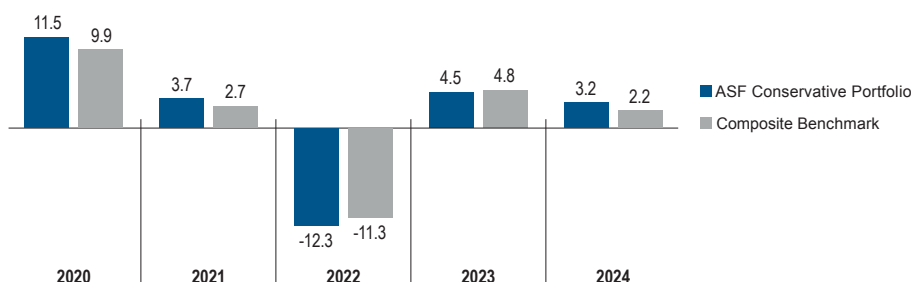
ASF⁴ Total AUM
US\$1.02bil.

Total Expense Ratio
0.37%

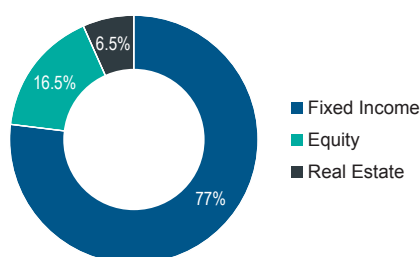
Risk / Reward Profile

LOWER RISK LESS REWARD HIGHER RISK MORE REWARD

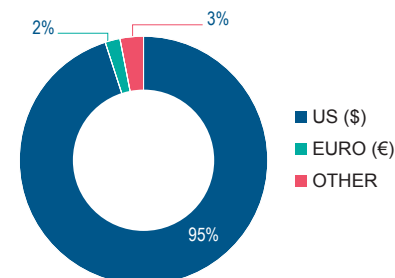
CALENDAR YEAR RETURNS⁵



CURRENT ASSET CLASS WEIGHTINGS



CURRENCY ALLOCATION



UNDERLYING MANAGERS AND COMPOSITE BENCHMARK**

Investment	Underlying Manager	Components of Benchmark	Percent
US Core Fixed Income	State Street	Bloomberg US Aggregate Bond Index	31.0%
US Core Plus Fixed Income	Schroders	Bloomberg US Aggregate Bond Index	40.5%
Multi Sector Fixed Income	Oaktree	Bloomberg US Aggregate Bond Index	5.5%
US Large Cap	Vanguard	S&P 500 Net Return	7.0%
US Mid Cap	State Street	S&P 400 Net Return	3.0%
US Small Cap	State Street	Russell 2000 Net Return	1.0%
Global Equity	BlackRock	MSCI ACWI Net Return USD	5.5%
US Direct Real Estate	Intercontinental	NCREIF-ODCE Equal Weight Net Return (1 Month Lag)	6.5%
Total			100.0%

**Historical benchmark composition data available upon request.

100

